




ProScene projector range

Spring 2016



PRO|SCENE



PRO|SCENE

Harrods, Knightsbridge department store

Case study: Optoma projectors used to create stunning projection mapped Faberge egg for Harrods' shop window

Projection Artworks and JUSTSO created the stunning 360-degree projection mapped Easter Faberge egg for the famous Knightsbridge department store using 16 Optoma projectors.

"We needed projectors that made the challenging blending as easy as possible and Optoma's DLP technology was the best for the job." Emily Gibson, Projection Artworks

For all ProScene case studies please visit www.optoma.com

PRO|SCENE

For demanding professional applications

For nearly two decades Optoma has been one of the few manufacturers to specialise in projection. Systematically Optoma has contributed a product into every new development of projection and has pioneered new award-winning products, targeting a spectrum of applications and environments.

Today, Optoma's ProScene range represents the evolution of projection expertise, designed exclusively for demanding professional applications. The ProScene range provides superb image quality, flexible and reliable projection to facilitate complicated installs, but also offers a high level of service for customers. Optoma's dedicated ProScene experts are available from the initial design and planning of a project to the installation and beyond.

- ✓ Higher education
- ✓ Broadcast studios
- ✓ Live events
- ✓ Lecture theatres
- ✓ Large classrooms
- ✓ Projection mapping
- ✓ Houses of worship
- ✓ Exhibitions
- ✓ Meeting rooms
- ✓ Museums
- ✓ Conference rooms
- ✓ Post production
- ✓ Auditoriums
- ✓ Digital signage
- ✓ Theatre
- ✓ Boardrooms
- ✓ Stage shows
- ✓ Trade shows



ProScene Certified Partners







Optoma understands that for ProScene customers, their high specification projector must be of exceptional quality and that the level of support and expertise provided by AV installers and integrators must also be of the highest calibre. To maintain this standard throughout, we have selected only the very best from within the AV industry to become ProScene Certified Partners. These rigorously selected partners understand your specific requirements and perhaps as importantly, they have direct access to the specially-trained Optoma support and service teams. Our dedicated experts are available from the initial design and planning phase of a project, right through to the installation stages and beyond. Through our partners, you will have access to what is probably the most extensive network of service centres across Europe of any projector manufacturer.

Choosing your ProScene projector is just the start. Total support and service excellence are the core of the ProScene ideology, ensuring industry leading dedication to giving you the highest standard of expertise from Optoma and from our certified partners.











Projectors

ProScene

Model name	WU1500	EH7700	ZU650
			
Resolution	WUXGA (1920 x 1200)	WUXGA (1920 x 1200)	WUXGA (1920 x 1200)
Aspect ratio	16:10 native, 16:9/4:3 compatible	16:10 native, 16:9/4:3 compatible	16:10 native, 16:9/4:3 compatible
Brightness ¹	12,000 centre lumens (11,000 ANSI lumens)	7500 centre lumens (7000 ANSI lumens)	6,000 centre lumens (5,500 ANSI lumens)
Contrast	5000:1 DynamicBlack enabled (2000:1 full on/off)	5000:1 DynamicBlack enabled (2000:1 full on/off)	2,000,000:1 ExtremeBlack enabled (2000:1 full on/off)
Light source type	Dual lamp	Dual lamp	Laser-phosphor
Light source expected lifetime (max hrs.) ²	2000	2500	20,000
Noise level (typical) ³ dB	36	39	33
Weight (kg)	24 (without lens)	24 (without lens)	18 (without lens)
Dimensions (W x D x H mm)	520 x 591 x 199	439 x 549 x 235	484 x 509 x 185
Throw ratio	0.84 ~ 7.2:1 (dependent upon lens)	0.78 ~ 7.04:1 (dependent upon lens)	0.75 ~ 5.5:1 (dependent upon lens)
Zoom type	dependent upon lens	dependent upon lens	dependent upon lens
Image size (native)	dependent upon lens	dependent upon lens	dependent upon lens
Keystone correction	±20° V and H	±20° V and H	±20° V and H
Lens shift	±60% V, ±25% H (dependent upon lens)	-20 to +60% V, ±10% H (dependent upon lens)	±50% V, ±15% H (dependent upon lens)
Connections	HDBaseT, HDMI, DVI-D, VGA (YPbPr/RGB), Composite, 5x BNC, 3G SDI, VGA Out, USB-A power/wireless, RJ45, RS232, 3D-Sync, wired remote in, wired remote out, USB service	2x HDMI, 5BNC, Component Video, 2x VGA (RGB/YPbPr), S-Video, Composite, VGA Out, RJ45, RS232, 12V trigger, wired remote in, wired remote out, USB service	HDBaseT, HDMI, DVI-D, VGA (YPbPr/RGB), Component, VGA Out, USB-A power/wireless, RJ45, RS232, wired remote in, wired remote out, USB service
Speaker (W)	-	-	-
Optional wireless	TBC*	-	TBC*
Features	6x optional lens, motorised full lens shift, mechanical shutter, Crestron RoomView™, PJLink™, 360° operation, portrait projection	5x optional lens, motorised full lens shift, mechanical shutter, Crestron RoomView™, PJLink™, 360° operation. Available in any colour	5x optional lens, motorised full lens shift, mechanical shutter, Crestron RoomView™, PJLink™, 360° operation, portrait projection
			

* Specification is to be confirmed and is subject to change.









ProScene

WU630*	EH505	EH503	W505
			
WUXGA (1920 x 1200)	WUXGA (1920 x 1200)	1080p (1920 x 1080)	WXGA (1280 x 800) up to UXGA
16:10 native, 16:9/4:3 compatible	16:10 native, 16:9/4:3 compatible	16:9 native, 4:3 compatible	16:10 native, 16:9/4:3 compatible
6000 ANSI lumens	5000 ANSI lumens	5200 ANSI lumens	5200 ANSI lumens
4400:1	2000:1	2000:1	2000:1
Lamp	Lamp	Lamp	Lamp
2000	3500	3500	3500
35	37	37	37
13.9 (without lens)	8.6 (without lens)	8.6 (without lens)	8.6 (without lens)
453 x 390 x 206	431 x 341 x 183	431 x 341 x 183	431 x 341 x 183
0.75 ~ 5.5:1 (dependent upon lens)	0.77 ~ 5.0:1 (dependent upon lens)	0.77 ~ 5.0:1 (dependent upon lens)	0.81 ~ 5.25:1 (dependent upon lens)
dependent upon lens	dependent upon lens	dependent upon lens	dependent upon lens
dependent upon lens	dependent upon lens	dependent upon lens	dependent upon lens
±20° V and H	±40° V	±40° V	±40° V
±50% V, ±15% H (dependent upon lens)	-15 to +55% V, ±5% H	-20 to +60% V, ±5% H	-15 to +55% V, ±5% H
HDMI, DVI-D, VGA (YPbPr/RGB), Component, Composite, VGA Out, RJ45, RS232	HDMI (1.4a 3D support), DisplayPort, DVI-D, 5BNC, Component Video, 2x VGA (YPbPr/RGB), S-Video, Composite, 5x Audio in (RCA/3.5mm), VGA out, Audio out 3.5mm, RJ45, RS232, 12V trigger, 3D-Sync, wired remote, USB remote mouse	HDMI (1.4a 3D support), DisplayPort, DVI-D, 5BNC, Component Video, 2x VGA (YPbPr/RGB), S-Video, Composite, 5x Audio in (RCA/3.5mm), VGA out, Audio out 3.5mm, RJ45, RS232, 12V trigger, 3D-Sync, wired remote, USB remote mouse	HDMI (1.4a 3D support), DisplayPort, DVI-D, 5BNC, Component Video, 2x VGA (YPbPr/RGB), S-Video, Composite, 5x Audio in (RCA/3.5mm), VGA out, Audio out 3.5mm, RJ45, RS232, 12V trigger, 3D-Sync, wired remote, USB remote mouse
-	3	3	3
TBC*	WPS dongle (up to WXGA)	WPS dongle	WPS dongle
5x optional lens, motorised full lens shift, Crestron RoomView™, PJLink™	5x optional lens, Crestron RoomView™, PJLink™. Available in black	5x optional lens, Crestron RoomView™	5x optional lens, Crestron RoomView™
			













* Specification is to be confirmed and is subject to change.

Projectors

ProScene

Model name	X605	WU515T	WU515
			
Resolution	XGA (1024 x 768) up to UXGA	WUXGA (1920 x 1200)	WUXGA (1920 x 1200)
Aspect ratio	4:3 native, 16:9 compatible	16:10 native, 16:9/4:3 compatible	16:10 native, 16:9/4:3 compatible
Brightness ¹	6000 ANSI lumens	6000 ANSI lumens	6000 ANSI lumens
Contrast	2000:1	10,000:1	10,000:1
Light source type	Lamp	Lamp	Lamp
Light source expected lifetime (max hrs.) ²	3500	5000	5000
Noise level (typical) ³ dB	37	28	28
Weight (kg)	8.6 (without lens)	5.9	5.9
Dimensions (W x D x H mm)	431 x 341 x 183	424 x 344 x 160	424 x 344 x 160
Throw ratio	0.8 ~ 5.18:1 (dependent upon lens)	1.2 ~ 2.16:1	1.2 ~ 2.16:1
Zoom type	dependent upon lens	1.8x manual	1.8x manual
Image size (native)	dependent upon lens	0.71 - 7.67m (27.9" - 301.8") diagonal 16:10	0.71 - 7.67m (27.9" - 301.8") diagonal 16:10
Keystone correction	±30° V	±30° V and H	±30° V and H
Lens shift	-10 to +50% V, ±5% H	+20% V, ±10% H	+20% V, ±10% H
Connections	HDMI (1.4a 3D support), DisplayPort, DVI-D, 5BNC, Component Video, 2x VGA (YPbPr/RGB), S-Video, Composite, 5x Audio in (RCA/3.5mm), VGA out, Audio out 3.5mm, RJ45, RS232, 12V trigger, 3D-Sync, wired remote, USB remote mouse	HDBaseT, 2x HDMI (1.4a 3D support) + MHL v2.0, DisplayPort, 2x VGA (YPbPr/RGB), S-Video, Composite, 3x Audio In (RCA/3.5mm), Mic In, Audio Out 3.5mm, VGA Out, USB-A Power (1.5A), RJ45, RS232, 12V trigger, 3D-Sync, wired remote, USB mouse/service	2x HDMI (1.4a 3D support) + MHL v2.0, DisplayPort, 2x VGA (YPbPr/RGB), S-Video, Composite, 3x Audio In (RCA/3.5mm), Mic In, Audio Out 3.5mm, VGA Out, USB-A Power (1.5A), RJ45, RS232, 12V trigger, 3D-Sync, wired remote, USB mouse/service
Speaker (W)	3	20	20
Optional wireless	WPS dongle	WHD200 / HDCast Pro / WPS dongle (up to WXGA)	WHD200 / HDCast Pro / WPS dongle (up to WXGA)
Features	5x optional lens, Crestron RoomView™	Geometric correction (4 corner), Crestron RoomView™, PJLink™	Geometric correction (4 corner), Crestron RoomView™, PJLink™
		 	 








ProScene

Model name	EH515T	EH515	W515T	W515
				
Resolution	1080p (1920 x 1080)	1080p (1920 x 1080)	WXGA (1280 x 800)	WXGA (1280 x 800)
Aspect ratio	16:9 native, 16:10/4:3 compatible	16:9 native, 16:10/4:3 compatible	16:10 native, 16:9/4:3 compatible	16:10 native, 16:9/4:3 compatible
Brightness ¹	5500 ANSI lumens	5500 ANSI lumens	6000 ANSI lumens	6000 ANSI lumens
Contrast	10,000:1	10,000:1	10,000:1	10,000:1
Light source type	Lamp	Lamp	Lamp	Lamp
Light source expected lifetime (max hrs.) ²	5000	5000	5000	5000
Noise level (typical) ³ dB	28	28	28	28
Weight (kg)	5.9	5.9	5.9	5.9
Dimensions (W x D x H mm)	424 x 344 x 160	424 x 344 x 160	424 x 344 x 160	424 x 344 x 160
Throw ratio	1.2 ~ 2.16:1	1.2 ~ 2.16:1	1.26 ~ 2.27:1	1.26 ~ 2.27:1
Zoom type	1.8x manual	1.8x manual	1.8x manual	1.8x manual
Image size (native)	0.69 - 7.65m (27.2" - 301.1") diagonal 16:9	0.69 - 7.65m (27.2" - 301.1") diagonal 16:9	0.67 - 7.67m (26.6" - 302.1") diagonal 16:10	0.67 - 7.67m (26.6" - 302.1") diagonal 16:10
Keystone correction	±30° V and H	±30° V and H	±30° V and H	±30° V and H
Lens shift	+25% V, ±10% H	+25% V, ±10% H	+20% V, ±10% H	+20% V, ±10% H
Connections	HDBaseT, 2x HDMI (1.4a 3D support) + MHL v2.0, DisplayPort, 2x VGA (YPbPr/RGB), S-Video, Composite, 3x Audio In (RCA/3.5mm), Mic In, Audio Out 3.5mm, VGA Out, USB-A Power (1.5A), RJ45, RS232, 12V trigger, 3D-Sync, wired remote, USB mouse/service	2x HDMI (1.4a 3D support) + MHL v2.0, DisplayPort, 2x VGA (YPbPr/RGB), S-Video, Composite, 3x Audio In (RCA/3.5mm), Mic In, Audio Out 3.5mm, VGA Out, USB-A Power (1.5A), RJ45, RS232, 12V trigger, 3D-Sync, wired remote, USB mouse/service	HDBaseT, 2x HDMI (1.4a 3D support) + MHL v2.0, DisplayPort, 2x VGA (YPbPr/RGB), S-Video, Composite, 3x Audio In (RCA/3.5mm), Mic In, Audio Out 3.5mm, VGA Out, USB-A Power (1.5A), RJ45, RS232, 12V trigger, 3D-Sync, wired remote, USB mouse/service	HDBaseT, 2x HDMI (1.4a 3D support) + MHL v2.0, DisplayPort, 2x VGA (YPbPr/RGB), S-Video, Composite, 3x Audio In (RCA/3.5mm), Mic In, Audio Out 3.5mm, VGA Out, USB-A Power (1.5A), RJ45, RS232, 12V trigger, 3D-Sync, wired remote, USB mouse/service
Speaker (W)	20	20	20	20
Optional wireless	WHD200 / HDCast Pro / WPS dongle (up to WXGA)	WHD200 / HDCast Pro / WPS dongle (up to WXGA)	WHD200 / HDCast Pro / WPS dongle	WHD200 / HDCast Pro / WPS dongle
Features	Geometric correction (4 corner), Crestron RoomView™, PJLink™	Geometric correction (4 corner), Crestron RoomView™, PJLink™	Geometric correction (4 corner), Crestron RoomView™, PJLink™, HDBaseT™	Geometric correction (4 corner), Crestron RoomView™, PJLink™
	 	 	 	 







* Specification is to be confirmed and is subject to change.


Projectors

ProScene

Model name	X515	EH504	W504
			
Resolution	XGA (1024 x 768) up to UXGA	1080p (1920 x 1080)	WXGA (1280 x 800) up to UXGA
Aspect ratio	4:3 native, 16:9 compatible	16:9 native, 4:3 compatible	16:10 native, 16:9/4:3 compatible
Brightness ¹	6000 ANSI lumens*	5000 ANSI lumens	5000 ANSI lumens
Contrast	10,000:1	15,000:1	15,000:1
Light source type	Lamp	Lamp	Lamp
Light source expected lifetime (max hrs.) ²	5000	4500	4500
Noise level (typical) ³ dB	28	30dB	30dB
Weight (kg)	5.9	4.6	4.6
Dimensions (W x D x H mm)	424 x 344 x 160	336 x 258 x 105	336 x 258 x 105
Throw ratio	1.243:1 ~ 2.24:1	1.41 ~ 2.24:1	1.48 ~ 2.35:1
Zoom type	1.8x manual	1.6x manual	1.6x manual
Image size (native)	0.73 - 7.84m (28.6" - 308.8") diagonal 4:3	0.67 - 7.65m (26.2" - 301.1") diagonal 16:9	0.65 - 7.65m (25.66" - 301.15") diagonal 16:10
Keystone correction	±30° V and H	±30° V	±30° V
Lens shift	+10% V, ±10% H	+17% V	+16.2% V
Connections	2 x HDMI (1.4a 3D support) + MHL v2.0, DisplayPort, 2x VGA (YPbPr/RGB), S-Video, Composite, 3x Audio In (RCA/3.5mm), Mic In, VGA Out, Audio Out 3.5mm, USB-A Power (1.5A), RJ45, RS232, 12V trigger, 3D-Sync, wired remote, USB mouse/service	3x HDMI (1.4a 3D support) + MHL, VGA (YPbPr/RGB), Composite, 2x Audio in 3.5mm, VGA out, Audio out 3.5mm, USB-A Power (1.5A) RJ45, RS232, 3D-Sync, USB remote mouse	3x HDMI (1.4a 3D support) + MHL, VGA (YPbPr/RGB), Composite, 2x Audio in 3.5mm, VGA out, Audio out 3.5mm, USB-A Power (1.5A) RJ45, RS232, 3D-Sync, USB remote mouse
Speaker (W)	20	2x 16W	2x 16W
Optional wireless	WHD200 / WPS dongle (up to WXGA)	WPS dongle (up to WXGA) / WHD200 / HDCast Pro	WPS dongle / WHD200 / HDCast Pro
Features	Geometric Correction (4 corner), Crestron RoomView™, PJLink™	Vertical lens shift, Crestron RoomView™, PJLink™	Vertical lens shift, Crestron RoomView™, PJLink™
			
			

ProScene


EH500	X501	ZH300UW
		
1080p (1920 x 1080)	XGA (1024 x 768) up to UXGA	HD (1920 x 720)
16:9 native, 4:3 compatible	4:3 native, 16:9/16:10 compatible	16:6 native, 16:10/16:9/4:3 compatible
4700 ANSI lumens	4500 ANSI lumens	3,000 centre lumens (2,700 ANSI lumens)
10,000:1	15,000:1	10,000:1 (2000:1 full on/off)
Lamp	Lamp	Laser-phosphor
3500	4000	20,000
28dB	27dB	33
3.6	4.5	5.5
326 x 254 x 104	386 x 280 x 162	383 x 308 x 86
1.59 ~ 1.91:1	1.39 - 2.26:1	0.25:1
1.2x manual	1.6x manual	Fixed
0.72 - 8.67m (28.41" - 341.28") diagonal 16:9	0.76 - 7.62m (30" - 300") diagonal 16:9	3.05 - 3.56m (120.0" - 140") diagonal 16:6
±30° V	±40° V	± 5° V, ± 5° H
-	-	-
2x HDMI, DisplayPort, 2x VGA (YPbPr/RGB), S-Video, Composite, 2x Audio in (RCA/3.5mm), VGA out, Audio out 3.5mm, RJ45, RS232, 12V trigger, 3D-sync, USB service	HDMI (1.4a 3D support), DVI-D, 2x VGA (YPbPr/RGB), S-Video, Composite, 3x Audio in (RCA/3.5mm), Mic in, USB-A reader/WiFi, VGA out, Audio out 3.5mm, RJ45, RS232, 2x 12V trigger, USB display, USB remote mouse/service	2x HDMI (1.4a 3D support) + MHL v2.0, 2x VGA (YPbPr/RGB), Composite, 2x Audio in (RCA/3.5mm), Mic in, USB-A reader/wireless, VGA out (shared with VGA2 in), Audio out 3.5mm, RJ45, RS232, 12V trigger, 3D-sync, USB (interactive)
3	30	10
WPS dongle (up to WXGA)	Mini WiFi dongle/ WPS dongle	WHD200 / HDCast Pro / Mini WiFi dongle / WPS dongle (up to WXGA)
Eco*, Crestron RoomView™, PJLink™	Eco*, PC-Free / LAN presentation, Crestron RoomView™, PJLink™	Crestron RoomView™, PJLink™, portrait projection, downward projection
		



PRO|SCENE
ZU650

Spectacular image quality, low maintenance and ultimate reliability

- Lamp-less laser-phosphor light source
- WUXGA 6,000 lumens
- Extensive lens options
- Lens shift
- Exemplary service



Optimised edge blending (available direct from Optoma)

All Optoma signal processors are optimised for use with our ProScene projectors. This significantly reduces the complexity and configuration time required to edge blend multiple ProScene projectors. This is also covered by the industry leading ProScene technical support services should you require assistance with your edge blending project.

Image blending and warping processor

GB-200



The Chameleon GB-200 is a fully featured dual-channel image blending and warping processor with multi-layer black level and colour correction.

HQV™ image scaler

HQView320



The HQView320 is a compact yet high performance image scaler for seamless blending and warping.

HQV™ image scaler with HDMI/DVI in/out

HQView325



The HQView325 is a high performance image scaler for seamless blending and warping. This scaler also features HDMI/DVI in/out and four-sided soft edge blend with multi-region black level correction for seamless blending of multiple projectors.

Universal HQV™ scaler-switcher-scan converter

HQView520



The HQView520 is a highly flexible image scaler and scan converter for seamless blending and warping. It can be used as a routing switcher and universal interface for 3G-SDI, HD-SDI, DVI or HDMI.

LCD HQV™ scaler-switcher with 3G-SDI

HQView530



The HQView530 is a highly flexible image scaler with an onboard LCD menu screen. This provides instant access to all features to create stunning image quality for professional, broadcast, sports, digital signage and corporate AV.

Edge blending



ProScene Solutions were created by our dedicated team to provide you with tried and tested system solutions for innovative projection applications. These solutions use ProScene projectors and signal processors, enabling us to offer you an unprecedented level of support at every stage of your project. From initial concept and design through to installation and commissioning, ProScene solutions enable you to confidently deliver ambitious solutions to clients quickly, efficiently without any compromise to image quality.

Edge blending – bigger, higher resolution images

Simple blending

Combine up to 16 projectors (4 x 4) to make extra-large, extra-bright High Definition displays - a single processor serves each projector.

Advanced blending

Leverage the power of your graphics card to generate Ultra High Definition images then blend them together without re-scaling, for truly stunning levels of detail - even onto curved surfaces. A single processor serves up to two projectors simultaneously.



Black-level uplift

When viewing dark content in areas with low ambient lighting, it is often possible to see where the projected images overlap. Advanced black-level adjustment tools in Optoma signal processors can eliminate these distracting issues to provide a seamless end user experience.



Accessories

WPS Pro H1AXW000007



Collaborate and share content on a big screen wirelessly. The powerful WPS Pro enables multiple users to share their presentations in Full HD 1080p from a laptop to a projector with ease. Presenters can even project photos and view documents from a mobile device.

HDCast Pro HDMI dongle H1AM6000001



Stream videos and music, and share photos and documents in Full HD 1080p from your mobile device or laptop to your display device with ease. Compatible with AirPlay®, Miracast™ and DLNA™.

WPS dongle BI-EXTBG03



WPS dongle lets you connect and display presentation and video material wirelessly. External power adaptor (supplied) may be required.

Mini WiFi dongle SP:8JQ02GC01



Mini WiFi dongle lets you control your projector, share photos, presentations and your desktop wirelessly - powered via USB input.

Long ceiling mount 390061b



Heavy duty ceiling mounts suited for suspending the EH7700 projector from the ceiling. Delivered with the projector base plate.

Universal ceiling mount OCM818W-RU / OCM818B-RU



Universal flush ceiling mount – available in black and white. Max load 15kg.

Universal ceiling mount OCM815B / OCM815W



Universal pole ceiling mount – available in black and white, with extension pole. Max load 15kg.

Flying Frame EH7700: P5640



Optoma's flying frames are ideal for rental and staging applications. The specially designed frames protect the projector and can also be used to mount and adjust multiple projectors.

For a full list of accessories and compatible products visit www.optoma.com

Accessories

1080p 3D wireless HDMI system WHD200



Stream video content wirelessly to a projector or TV from a Blu-ray™ player, set-top box, gaming console or AV receiver; the WHD200 is capable of streaming 1080p formats including 24, 50 and 60Hz up to 20 metres in any room.

Short ceiling mount 390065b



Heavy duty ceiling mount suited for suspending the EH7700 projector from the ceiling. Delivered with the projector base plate.

Video colour wheel SP:8JN07GC01



The enhanced-colour video wheel maximises colour performance and accuracy on the EH7700 projector. The colour wheels are interchangeable modules and can be fitted or exchanged on site without removing the projector cover.

Projector lamps



Optoma genuine lamp modules are designed specifically and uniquely for Optoma projectors. Visit the Optoma website for a full list of lamp part numbers.

For a full list of accessories and compatible products visit www.optoma.com

Optional lenses

WU1500

	A18	A19	A20	A21	A22	A23
Throw ratio	0.84 ~ 1.02	1.02 ~ 1.36	1.2 ~ 1.5	1.5 ~ 2.0	2.0 ~ 4.0	4.0 ~ 7.2

EH7700



	WT1	WT2	ST1	TZ1	TZ2
Throw ratio	0.78	1.22 ~ 1.47	1.45 ~ 1.95	1.93 ~ 3.71	3.68 ~ 7.04

ZU650 / WU630

	A15	A01	A02	A03	A13
Throw ratio	0.75 ~ 0.95	0.95 ~ 1.22	1.22 ~ 1.53	1.52 ~ 2.92	2.90 ~ 5.50

EH505 / EH503 / W505 / X605



	Short	Semi short	Standard	Long	Extra long
EH505	0.77	1.1 ~ 1.3	1.54 ~ 1.93	1.93 ~ 2.89	3 ~ 5.0
EH503	0.77	1.1 ~ 1.3	1.54 ~ 1.93	1.93 ~ 2.89	3 ~ 5.0
W505	0.81	1.16 ~ 1.37	1.62 ~ 2.03	2.03 ~ 3.05	3.15 ~ 5.25
X605	0.8	1.14 ~ 1.35	1.6 ~ 2.0	2.0 ~ 3.0	3.11 ~ 5.18

For a full list of accessories and compatible products visit www.optoma.com

Stacking

Brighter images and increased redundancy

Why stack projectors?

When a project calls for even more lumens, the benefits of using multiple stacked projectors quickly become clear. A single projector of equivalent brightness can present problems on many levels:

- Portability - smaller, lighter units are significantly easier to transport and install.
- Redundancy - if one unit fails, the second unit will still be operational.
- Scalability - the more brightness you need, the more projectors you can use.

Optoma is able to provide a range of stacking solutions, tailored to your exact requirements.



Advanced stacking - ultimate clarity

In applications where clarity and sharpness are critical, our advanced solutions give you sub-pixel control of the alignment of both images with up to 289 individual points of adjustment on each projector.

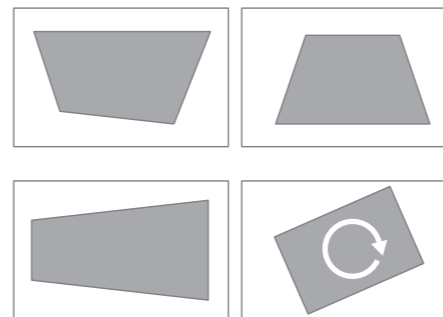


Projection mapping

Creative geometry adjustment and masking

Geometry adjustment

While onsite, it is not always possible to install a projector in the optimum location to get a square image onscreen. Geometry correction greatly increases installation flexibility allowing the image to be easily adjusted to match the environment; while the image rotation function provides a simple way to create portrait projections.



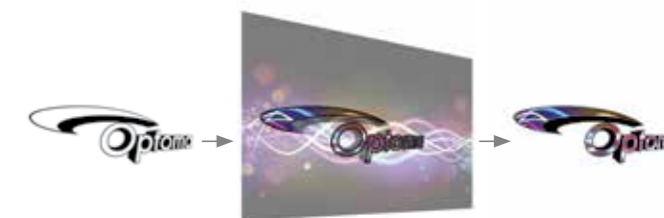
Curved wall correction

Create unusual and engaging installations by projecting onto curved surfaces. To compensate for the image distortion this creates, all Optoma signal processors can be adjusted in both axes simultaneously. Perfect for museums, exhibitions, galleries, restaurants or anyone who is looking for something a little different.



Projection mapping

Take things to the next level using a combination of warping and image masking to create custom projection mapping projects, captivating your audiences like never before.



Simple set-up

Solutions designed and supported by our ProScene team to save you time

LAN control

All Optoma signal processors can be controlled via a network (LAN) connection, keeping you in complete control of your project at all times. The powerful PC tools allow many functions to be fine-tuned with sub-pixel accuracy for truly remarkable results.



Colour and brightness matching

No two projectors are completely identical. When performing complex, or even simple edge-blend projects using multiple projectors, it can be difficult to achieve good results if the images do not match. Optoma ProScene projectors and signal processors provide both colour matching and brightness matching features to ensure perfect results, every time.



Supported features by model

	HQView 320	HQView 325 / 520 / 530	Chameleon GB-200
Simple edge blending (flat surface)	•	•	•
Simple edge blending (curved surface)	•	•	•
Advanced edge blending	-	-	•
Black-level uplift	-	•	•
Simple stacking and geometry (4-corner and H / V keystone)	•	•	•
Advanced stacking (warp grids via PC tool)	•	•	•
90 degree rotation	•	•	-
Curved wall correction	•	•	•
Masking (using image file)	-	•	-
Colour matching	•	•	•
Auto blending / stacking	◦	◦	◦
Video sources e.g. DVD / Blu-ray	•	•	-
PC sources	•	•	•

◦ Additional software required



Recent examples of how our customers and partners have used Optoma projectors to create unique and eye-catching solutions. >

Case studies



Buitenplaats van Amerongen famous event venue

A range of Optoma projectors were chosen for the venues event spaces which are hired out for corporate events, weddings and parties.



Moscow Design Centre M'ARS

A range of Optoma projectors were selected to create a unique interactive audio visual art exhibition.



New London Architecture

New London Architecture created a huge model of London using projection to show the city's growth over the last two millennia and planned future developments.



Faberge egg at Harrods

Optoma projectors were used to create a stunning 360-degree projection mapped luxury Faberge egg for Harrods' shop window.



Armenian Museum in Moscow

Optoma ProScene projectors selected for new high-tech interactive exhibition at the Armenian Museum in Moscow.



Carrières de Lumières

Culturespaces selected a range of Optoma projectors to create an impressive audio visual show that is projected in a huge underground stone quarry.



National Technical Museum of Prague

Eight Optoma projectors were installed to back-project a warped and blended seamless image around the hemispherical dome.

Industry

Events

Arts venue

Architecture

Retail

Museum

Museum

Museum

Region

The Netherlands

Russia

UK

UK

Russia

France

Czech Republic

Type of solution

Optoma EH7700, W501 and W316 projectors

Over 30 Optoma projectors including EH503, EH200ST and W307UST

9x Optoma EH505 projectors, 8x with short throw and one with a standard lens

16x Optoma EH415 projectors

21x Optoma EH503 projectors with short throw lenses and 2x EH501 projectors

Over 60 Optoma projectors including: EX785, EW775, EW610ST, EH505, EH7500, ZW212ST with a variety of lenses

8x Optoma EX785 projectors with short throw lenses

Installation company

Esgro

M'ARS

GHA Group

Projection Artworks

Interactive technologies

Culturespaces

AV MEDIA

For all ProScene case studies please visit www.optoma.com

Icons

Full HD
1080p

Full HD 1080p

1080p resolution gives you sharp and detailed images from HD content without downscaling or compression; perfect for watching Blu-ray movies, HD broadcasting and playing video games.

HD Ready

HD Ready

HD Ready projectors can display 720p/1080i High Definition pictures. You'll still see a big improvement from 720p/1080i HD pictures, though you won't see every last detail from sources such as Blu-ray (1080p) discs.

Full 3D

Full 3D

Full 3D projectors can display true 3D content from almost any 3D source, including 3D Blu-ray players, 3D broadcasting and the latest generation games consoles. Support for 144Hz rapid refresh rate provides ultra-smooth flicker free images.

Eco+

Eco+

Eco+ technology brings together high contrast, improved lamp life and energy saving features that are easy to use while reducing power consumption.

USB power

USB power

USB power can be used to power a HDMI dongle, such as Google Chromecast or the Optoma WHD200 wireless HDMI device.



Speakers

Built-in speakers provide exceptional sound quality and are easy to set up without the need for costly external speakers.



Vertical lens shift

Vertical lens shift gives you the ability to move the projected image up or down, while keeping the projector stationary. This makes it easier to position the projector in your room and enables a wider range of screen size options.



Full lens shift

Full lens shift gives you the ability to move the projected image up or down and left or right, while keeping the projector stationary. This makes it easier to position the projector in your room and enables a wider range of screen size options.



Media player

A handy integrated media player means you can use the projector as a stand-alone device, retrieving content from the internal memory, USB stick or a memory card.



Ultra short throw

An ultra short throw lens produces an impressive image greater than 100 inches from less than a metre away. This means you can place the projector closer to the wall, reducing shadows so you can present with ease; perfect for interactive applications.



TouchBeam interactive technology

Optoma's finger-touch technology allows several people to work simultaneously on the projected screen without using a pen. TouchBeam makes it easy to open documents or web browsers and draw, annotate, zoom and rotate images on the projected image.



Laser technology

Laser technology combines the benefits of brilliant colours, higher efficiency and brightness.



MHL®

Turn your projector into a smart display by connecting a smartphone or tablet with a single cable using MHL to play games, stream videos and share photos on the big screen.



HDBaseT

Simplify installation by transmitting uncompressed HD video, audio, Ethernet and control commands using a standard LAN cable of up to 100m.

Key definitions



All Optoma projectors use DLP® technology, pioneered by Texas Instruments. This technology uses millions of mirrors to produce high quality images and ensures the projectors do not suffer colour degradation over time.

For more information on DLP visit

www.optomaeurope.com/projectortechnology/DLP



Resolution

A projector's native resolution is the number of pixels that it has available to create an image. The greater the resolution of a projector, the greater the detail and sharpness of the projected image.

Brightness

Brightness is the light output of the projector. The brightness rating (ANSI lumen or LED brightness) is a measurement of the light energy being generated by the projector itself.

Contrast

Contrast is the difference between the brightest and darkest parts in an image. A high contrast is particularly important for home projectors as it produces a picture with a deeper black level and clearly defined shadow detail.

Aspect ratio

A projector's aspect ratio refers to the ratio between its width and height. For example, a 4:3 display produces an image that is more square, where a 16:9 ratio produces an image that is more rectangular in shape. The most common video projector aspect ratios are 4:3 (XGA and SXGA), 16:10 (WXGA and WUXGA) and 16:9 (standard HDTV, 1080p).

Throw ratio

Throw ratio is the ratio between the projection distance and image width. For example, a throw ratio of 2:1 means to achieve every unit of screen width requires 2 units of projection distance. Normally quoted as a range as most projectors have a zoom facility.

Keystone correction

Keystone correction is performed digitally before the image passes through the lens. It can be used to manipulate the projected image vertically and/or horizontally so that you can get it as close to an even rectangle as possible.

Lens shift

Lens shift gives you the ability to move the projected image up or down and left or right, while keeping the projector stationary. This makes it easier to position the projector in your room and enables a wider range of screen size options.



www.optoma.com